


# Tile Control TCE-5

CONTROLLO DIMENSIONALE, DIAGONALE E PLANARITÀ  
DIMENSIONAL, DIAGONAL AND PLANARITY CONTROL




CONDIVISIONE DATI  
REMOTA  
REMOTE DATA  
SHARING



N°4 SENSORI LASER PER CALIBRO  
N°4 LASER SENSORS FOR CALIBER



CENTRATORE  
CENTRING UNIT



PAREGGIATORE LISTELLI  
TILE ALIGNER

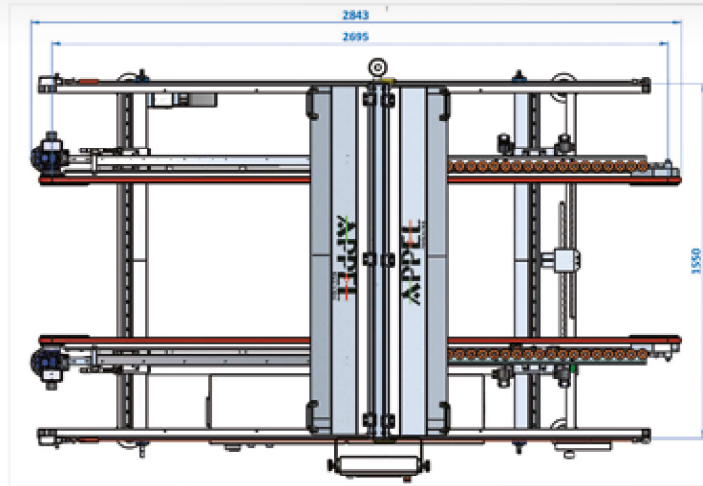


ASSE ELETTRONICO  
ELETTRONIC AXIS

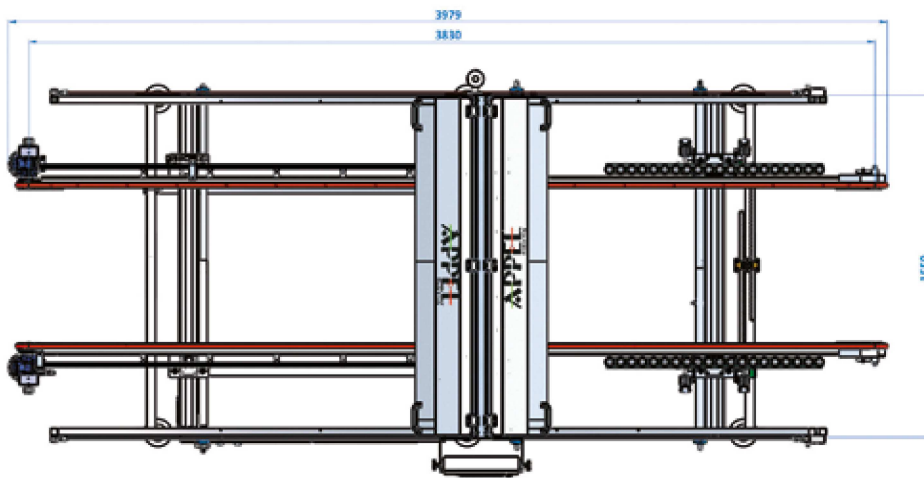
Alimentazione - Power supply	85 ÷ 264 VAC 500 W
Cpu	PLC standard
Velocità max. linea Speed production	60 m/min 120 pz./min
HMI pannello operatore HMI interface	TFT 7" 65 K colours 
Condivisione dati Data sharing	
Cambio formato Size change	Manuale/Automatico Manual/Automatic

PLANAR	
N. di sensori - N. sensors	5 / 7 / 9
Tipo di sensori - Sensors type	 LASER
Risoluzione - Resolution	0.05 mm
Ripetibilità - Repeatability	± 0.1 mm
Campo di misura - Measurement field	LASER = 70 mm
CALIBRO	
N. di sensori - N. sensors	4
Tipo di sensori - Sensors type	 LASER
Risoluzione - Resolution	0.1 mm
Ripetibilità - Repeatability	0.15 mm
Campo di misura - Measurement field	LASER = 70 mm - AP051 = 28 mm

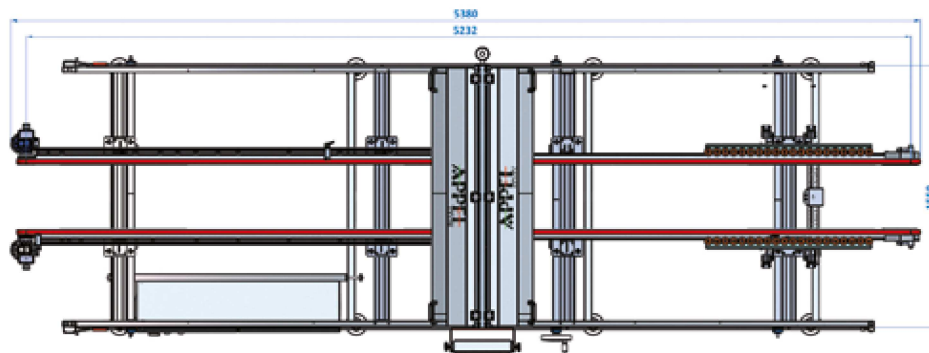
LAYOUT TCE5 1200X1200 MM



LAYOUT TCE5 1200X2000 MM



LAYOUT TCE5 1200X2500 MM



LAYOUT TCE5 1800X3800/2000X4000 MM

